

# Cutting the Cable TV Cord in 2025



# Agenda Highlights

- ▶ Review Current Television Needs
- ▶ Explore Streaming Service Options
- ▶ Set Up Devices and Infrastructure
- ▶ Manage Subscriptions and Making the Switch
- ▶ Adapt to the Streaming Experience





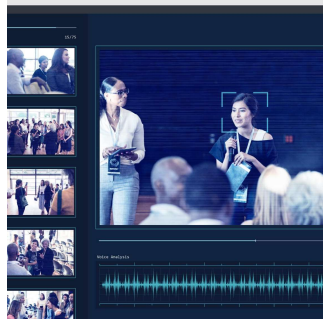
# Review Current Television Needs

# Evaluate Current Cable TV Features




## **Channel Lineup Review**

Analyze the list of channels included in your current cable package to identify must-have and less used options.



## **DVR Features Analysis**

Evaluate your DVR capabilities including recording limits, playback functions, and user interface ease of use.



## **Bundled Services Assessment**

Identify any additional bundled services like internet or phone included in your package and their importance.



# Identify Viewing Habits and Preferences

## **Viewing Frequency and Timing**

Evaluate how often and at what times you watch TV to understand your viewing patterns and routines.

## **Genre Preferences**

Identify preferred TV genres to tailor your streaming choices to your interests and maximize enjoyment.

## **Live vs On-Demand Content**

Determine if you prefer live broadcasts or on-demand content to optimize your streaming experience.

# Determine Essential Channels and Content

## List Must-Have Channels


Identify essential channels based on your favorite shows to ensure all preferred content is available.

## Select Favorite Shows


Include your must-watch shows to avoid missing important content post-transition.

## Avoid Content Disappointment

Cover all preferred content in your streaming options to prevent post-transition dissatisfaction.







# Explore Streaming Service Options

# Popular Streaming Services







# Choose the Right Mix of Streaming Services

## **Content Coverage**

Choose streaming services that collectively provide access to all your essential shows and movies without redundancy.

## **Cost Efficiency**

Balance your subscription costs by avoiding overlapping services with similar content libraries.

## **Variety and Balance**

Select a mix of platforms that offer diverse genres and original content to maximize entertainment value.

# Compare Content Libraries and Exclusive Shows

## Range of Movies


Evaluate the variety and genres of movies offered by different platforms to match your viewing interests.

## TV Shows Selection

Compare the selection of TV shows across platforms, including popular series and different categories.

## Exclusive Content Availability

Identify platforms offering exclusive shows that cannot be found elsewhere to discover unique entertainment options.



# My Favorites

## YouTube TV

- TV.YouTube.com
- \$82.99/mo
- Up to 6 individual accounts (share with others in same area)
- Unlimited DVR space
- Try 21 days for free



## Netflix

- Netflix.com
- Plans from \$7.99 to \$24.99/mo
- Some plans allow downloads to phones or tablets
- No free trial



## Amazon Prime Video and Music

- Amazon.com
- Included with Amazon Prime - \$139/year
- Videos + Music
- Allows downloads to phones or tablets
- 30-day free trial of Amazon Prime



## BritBox

- BritBox.com
- \$10.99/mo, \$89.99/yr, or \$149.99/yr with 4K and downloads
- Free trial available



## Discovery Plus

- DiscoveryPlus.com
- Two plans - \$5.99/mo with ads, \$9.99/mo without ads
- 7-day free trial



## Disney Plus


- DisneyPlus.com
- Disney+, Hulu Bundle - \$10.99/mo with ads, \$19.99/mo without ads
  - Other bundles available with ESPN
- Allows downloads to phones or tablets
- No free trial



## Apple TV Plus

- TV.Apple.com
- \$12.99/mo or bundle with Apple One for \$19.95-\$37.95/month
- 7-day trial available





# Assess Costs and Subscription Models

## Monthly Fee Plans

Monthly subscription fees provide predictable costs and easy access to services with regular billing cycles.

## Bundles and Packages

Bundled plans offer multiple services or products together, often at a discounted combined price for better value.

## Ad-Supported Options

Ad-supported subscriptions reduce costs by providing free or lower-price plans in exchange for advertisements.

## Free Trials

Free trials allow users to evaluate services risk-free before committing to a paid subscription.



# Setting Up Devices and Infrastructure



# Hardware: Smart TVs, Streaming Devices, and Internet Routers

## Internet Router Requirements

Reliable routers supporting high bandwidth are essential to maintain smooth, high-quality streaming experiences.

## Streaming Devices

Streaming sticks or boxes provide versatile access to various platforms and can upgrade older TVs.

## Smart TV Options

Smart TVs offer integrated apps for streaming without extra devices, enhancing user convenience and experience.





# Ensure Strong and Reliable Internet Connectivity

## Importance of Stable Connection

A stable internet connection is essential for seamless streaming and uninterrupted online activities.

## Recommended Internet Speeds

Optimal internet speeds vary by activity, with high-speed connections recommended for HD and 4K streaming.

## Connectivity Improvement Tips

Tips include positioning routers centrally, minimizing interference, and using wired connections for stability.

# Popular Streaming Devices

## **Apple TV 4K Wi-Fi**

*This is different than the Apple TV Plus streaming service.*

\$129 – 64 Gb model

\$149 – 128 Gb model

## **Roku**

\$29 – Streaming Stick

\$39 – Streaming Stick Plus

\$49 – Streaming Stick 4K

\$79 – Ultra

\$99 – Streambar SE

## **Amazon Fire TV Stick**

\$34 – HD

\$49 – 4K

\$59 – 4K Max

\$139 – Cube

*Amazon Smart TVs have Amazon Fire TV included on the TV*

# Streaming Devices – TV Connections



**Power Source**



*USB or Power Cord*



**Streaming Device**



*HDMI Cable*



**TV**



# Install and Configure Streaming Apps

## Downloading and Installing Apps

Instruction on downloading and installing streaming apps on various devices for easy access to content.

## Account Creation

Guide on creating user accounts to personalize streaming experience and access app features.

## Basic App Navigation

Overview of app navigation basics to help users find and enjoy content easily.



# **Manage Subscriptions and Making the Switch**



# Cancel Cable TV and Handle Contracts



## **Contract Terms Overview**

Review contract terms carefully before initiating cancellation to avoid unexpected fees.

## **Cancellation Fees**

Be aware of potential cancellation fees that may apply if terminating service early.

## **Timing Considerations**

Plan your cancellation timing to minimize fees and service overlap.

# Tips for Optimizing Costs and Avoiding Overlaps



## **Avoid Duplicate Content**

Identify overlapping content across platforms to cancel redundant subscriptions and save money.



## **Consolidate Subscriptions**

Consider bundled services or family plans to optimize cost and content access.



## **CordCuttersNews.com**

Latest news, tips, and deals on streaming services and devices. There is also a “Cord Cutter News” channel on YouTube.



# Adapt to the Streaming Experience

# Learn New Navigation & Interface Features

## Playback Controls Mastery

Learn to use playback controls such as play, pause, rewind, and volume for smooth viewing.

## App Menus Navigation

Explore streaming app menus to quickly find desired content and settings.

## Search Function Usage

Use search functions effectively to locate movies, shows, or music instantly.

## Use Google AI Mode

Ask a question in Google and go to AI Mode



how do i pause playback on an apple tv



AI Mode

All

Forums

Short videos


Flights

Videos

Images

More ▾

Tools ▾



# Personalized Content Recommendations

## User Profiles

Profiles store individual preferences to tailor content recommendations effectively.

## Viewing Habits Analysis

Analyzing viewing habits helps generate relevant and personalized suggestions.

## Customized Recommendations

Customized recommendations provide effortless discovery of shows and movies.

# Troubleshoot Common Streaming Issues



## **Buffering Problems**

Buffering occurs due to slow internet speeds or network congestion, disrupting video playback.

## **App Crashes**

Streaming app crashes can be resolved by updating the app or restarting the device.

## **Login Errors**

Login errors often result from incorrect credentials or server issues; verifying details helps.

## **Reboot**



# Other Stuff...

## **OTA (Over The Air) TV channels and ATSC 3.0**

Local TV stations may be picked up using an external antenna mounted to your house or inside your attic. ATSC 1.0 “may” go away by 2028-2030. Any new TV you purchase should include an ATSC 3.0 tuner. You may be able to purchase an external tuner.



# More Stuff...

## Traveling?

### In the USA

Most services work fine on your phone, tablet, or computer. If you are staying someplace with a smart TV or device, you can log in to a service on that device with your account and all should work fine.

**Please BE SURE to log out of your account before you leave!**

### Outside of the USA

Be prepared for most services to NOT work. You may be able to purchase a VPN subscription and use that while you are out of the country, but I had little luck with that. Your mileage may vary.



# Yet More Stuff...

## Sharing with other people

This varies by service.

I know YouTube TV allows me to share with up to five other family members in the same house. Your watch history or library is NOT shared with other members.

It is not legal to “share” your User ID and Password for a service with other people.



# Conclusion

## **Research**

Do your research! The internet is your friend. YouTube videos and reviews from known sources are great resources.

## **Flexibility and Choice**

Streaming services provide greater flexibility and a wider range of content than traditional cable TV.

## **Assess Your Needs**

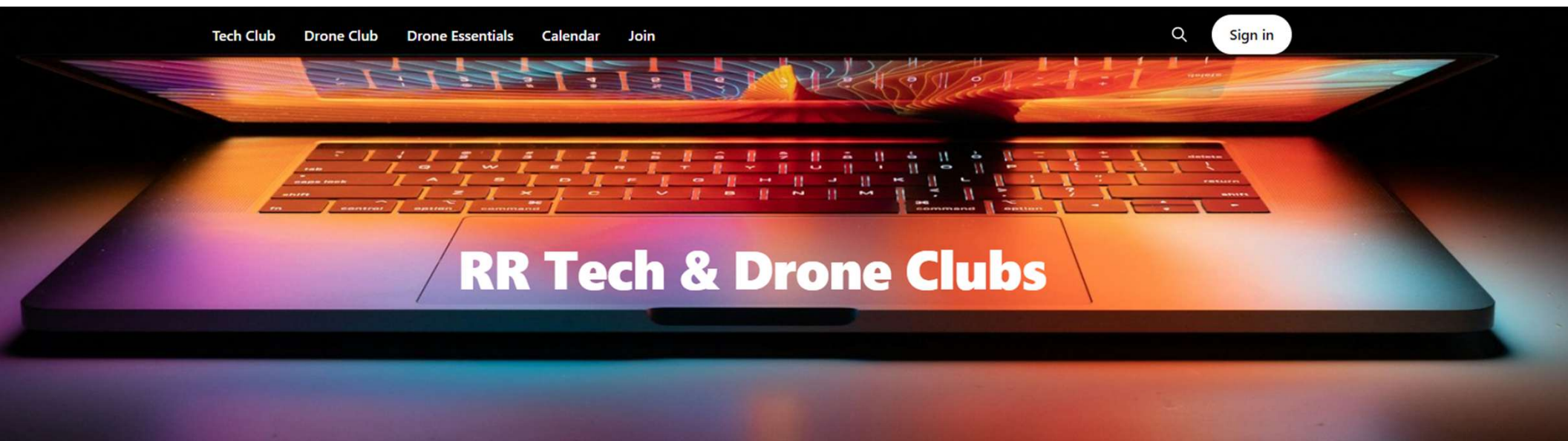
Evaluating personal preferences ensures the selection of the best streaming service for your lifestyle.

## **Proper Setup and Adaption**

Setting up streaming devices correctly and adapting to new technology enhances entertainment experience.

# Robson Ranch Tech Club

RobsonTech.club



To join:

**RobsonTech.club/Join**